



Revoria Press SC180 / SC170

 **Revoria Press™**




# Revoria Press SC180 / SC170

The New Revoria Series.

Versatile media handling with the most advanced production printer features in one compact body.

Revoria Press SC180 / SC170 is a production printer that comes in a compact size with full office functions and quality prints various document types in high-resolution with precision. In addition to its attractive finishing features, the printer is also able to handle long paper and heavyweight paper.



- 1: Full Bleed Trim
- 2: Heavyweight (400 gsm)
- 3: Envelope 2 Sided
- 4: Long paper (864 mm)
- 5: Postcard
- 6: Ticket
- 7: Business Card
- 8: Long Paper (1,200 mm)

Note: Samples in this catalog include those that require separate finishing.

## Maximum speed of 80 ppm\*1 and high productivity on mixed media jobs

Achieve high utilisation rate with the high-performance print engine producing at 80 ppm\*1. Print mixed jobs\*2 of coated and uncoated paper with minimum downtime along with image quality adjustment optimised when changing paper. Long paper of 330 x 1,200 mm can also be printed at 12 ppm with the Air Suction Feeder.


\*1: For Revoria Press SC180. 70 ppm for Revoria Press SC170. 52 to 220 gsm, A4.

\*2: When same paper size and speed priority mode is selected.

## "Air suction feeder" with high media handling capabilities

Each sheet is picked up and delivered securely by the shuttle head with air suction, improving paper feeding performance for low quality, textured and coated media.

Note: Optional configuration.



## Supports Long Paper of Maximum 1,200 mm

From 98 x 148 mm to 330 x 488 mm, the printer supports a wide range of paper sizes. Equipped for all configurations, the Multi Sheet Inserter for Banner Print can also print on long paper (330 x 660 mm) with the options of one-sided printing on long paper (330 x 1,200 mm) and duplex automatic printing on long paper (330 x 864 mm) that open up new applications and business opportunities.

### Supported sizes



## Handles Various Media Weight from 52 gsm to 400 gsm

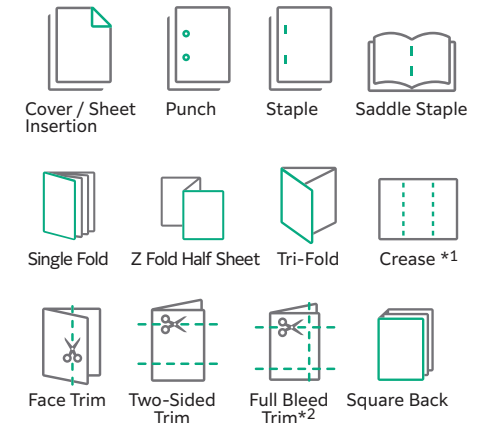
Everything from thin folded flyers to thick business cards can be printed. Additionally, not only can it handle heavyweight long papers up to 350 gsm\* but the efficiency in media handling and versatile printing are able to meet a wide range of customer requirements.

\*: For one-sided printing of long paper of up to 330 x 660 mm from the optional Air Suction Feeder C1-DSXL or Chained Air Suction Feeder C1-DSXL-L. The supported paper weight differs depending on the feeder and paper length. For details, please check "Functions & Specifications".

## Wide Variety of Finishing Options

Easily complete jobs from print to finish with automated features of the Revoria Press SC180 / SC170 and its wide variety of finishing options, including A3 Cover Sheet Insertion, Punch, Staple, Saddle Staple, Single Fold, Z Fold Half Sheet, Tri-Fold, Crease, Face Trim, Full Bleed Trim, and Square Back.

### Finishing Applications



\*1: Up to 5 creases are possible for mountain fold and valley fold.

\*2: Full Bleed Trim is performed for Two-Sided Trim and Face Trim.

Note: Optional configuration.

## Maximise productivity with Revoria Flow SC11 / Revoria Flow SC12

Print server maximises the productivity of the printer, rapidly processing high capacity jobs at high resolution of 1,200 x 1,200 dpi, 10 bit while also effortlessly handling variable printing and other high capacity jobs.

### "Intermediate Data Format" Suppresses Capacity and Processes Jobs at High Speed

Text and images are automatically determined and managed in object units, with high image quality taking priority and processed at high speed while suppressing the capacity.


High-speed processing is achieved by the "RIP Accelerator Board" hardware. The printer efficiently performs beyond the server's physical specifications, allowing fast output with high-speed tuning.

Note: Standard configuration.

### "High-Speed Serial Transfer Technology" from Print Server to Printer

The print server processes and transmits data to the printer at 4.25 Gbps/channel\* broadband with automated error detection and correction, assuring high reliability.

\*: 2 channels used in 1 colour.





# High Image Quality, Automatic Processing Technology, Reliable System Maximising Uptime

## 2,400 dpi High Quality Resolution

The VCSEL-ROS provides 2,400 dpi print resolution while the energy-efficient EA-Eco toner\* achieves synergistic effect with toner volume control based on coated/uncoated paper to deliver high-quality images comparable to offset printing.

\*: Emulsion Aggregation-Eco Toner.

## SIQA\* Saves Time with Streamlined Adjustment

SIQA will calibrate the adjustment values automatically suitable for image-to-media alignment, density uniformity adjustment and image transfer adjustment. This saves operators time and improves utilisation rate by eliminating the need to manually print and measure every job.

\*: Simple Image Quality Adjustment.

## Stable Colour Reproduction with 3D Calibration

Revoria Press SC180 / SC170 provides accurate colour calibration with scanned colorimetric charts and a spectrophotometer\*. It also supports stable colour reproduction, has a high-resolution 3D calibration feature and includes feedback to support both single and mixed colours.

\*: Optional i1®Pro 3 from X-Rite, Inc.

## Detailed to pixel

### Edge enhancement:

Screen processing on contours reproduces crisp texts and lines by suppressing jaggy, which typically occurs on mid-tone lines and texts.

### Adjust Invert Text/Line Weight:

Several levels of toner amount are available for selection to apply to the contour, so a desirable balance can be set for better readability of texts. In these processes, the press mitigates crushing of white texts and fattening of black texts when the texts are small.



Adjust Invert Text / Line Weight OFF



Adjust Invert Text / Line Weight ON

## From Monitor, On Print

Disregard the need to check colour with each print. The Colour Profile Maker for Display lets you check\* the colour of the printed material on your monitor with precision.

\*: Some colour gamuts cannot be reproduced.



## Match colours with a scan

Easily replicate colours on documents by scanning an existing printed material, even without knowing printing conditions, allowing colour matching and reprints of a past printed material or one printed by other models.

## 1,200 x 1,200 dpi x 10-bit RIP Rendering

RIP resolution of 1,200 x 1,200 dpi and lossless compression reproduces vibrant colours and retains quality while the 10 bit processing delivers smooth gradation.

## Supported Technologies

### 1 Automatic Document Feeder

Single Pass DADF achieves speedy copy and scan. Exerts productivity of 80 ppm\* for copy, 135 ppm (1 sided) for scan, and 270 ppm for 1 pass 2 sided scanning.

\*: For Revoria Press SC180. 70 ppm for Revoria Press SC170.

### 2 VCSEL-ROS / EA-Eco toner\*

The VCSEL-ROS provides 2,400 dpi print resolution while the energy-efficient EA-Eco toner\* achieves synergistic effect with toner volume control based on coated/uncoated paper to deliver high-quality images comparable to offset printing.

\*: Emulsion Aggregation-Eco Toner.

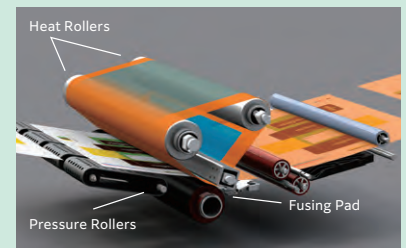
### 3 Air Suction Mechanism / Multifeed Detection Device

The Air Suction Feeder\* is installed with our proprietary air suction mechanism to stabilise various paper for high speed feed. The Multifeed Detection Device detects multiple feeding and ensures documents are printed accurately.

\*: Optional.

### 4 Compact Belt Roll Fuser

The compact belt roll fuser provides the uniform heat and pressure needed to fuse images onto a wide variety of paper stocks including heavyweight.




### 5 Built-in Twin Decurler

This machine corrects paper curl, which can negatively affect stable transfer. The amount of correction can be adjusted to match the size and orientation of any type of paper curl.

### 6 Real Time Curl Correction

Adjust the amount of curl in printouts by installing the optional Interface Decurler Module D1.



# Superior functions support a wide variety of office operations

The Revorio Press SC180 / SC170 offer the quality and reliability of production printers, along with the convenience of print, copy, and scan features found on multifunction printers. This makes them an excellent choice for daily business use, as many of the same functions found on multifunction printers are also available on these machines. Plus, operating of these machines is simple and straightforward, regardless of the task at hand.

## Print

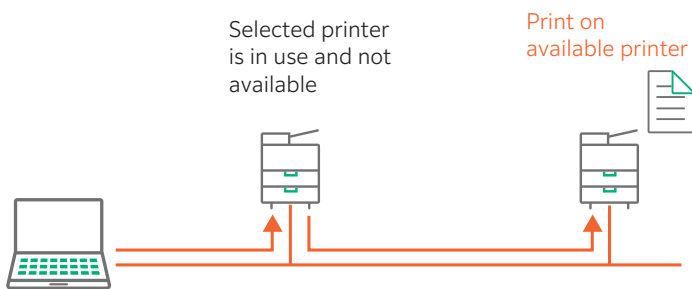
### Supports Various Print Output

You can print office documents directly from your Windows PC without accessing the print server. After a job has been sent to the printer, you can choose private print\*<sup>1</sup> with authentication, or select the Server-less on-demand printing\*<sup>1\*2</sup> feature to print it from any machine on the network on-demand.

\*1: Operation in Authentication Mode is required.

\*2: Optional. Server-less on-demand printing is possible for print jobs only without accessing the print server. PCL Driver or Multi-model Print Driver 2 must be used.

#### Server-less on-demand printing



## Copy

### Wide Variety of Copy Functions

- Mixed Size Copy
- Add Cover
- Booklet
- Multiple-Up
- Poster
- Repeat Image

You can copy a specific number of the original image repeatedly on one sheet of paper.

## Management / Security

### Links Up with Remote Authentication Server

The authentication function prevents unauthorized access while also calculating how much each user has used it from the Job History. This information is available on the Revorio Press SC180 / SC170 IC card reader\*, enabling efficient management of authentication settings without needing to configure for each printer.

\*: Optional configuration.

## Scan

### Supports Various File Formats and Processing

You can convert and save scanned data into TIFF, JPEG, DocuWorks document, PDF and attach in emails. There are also options to make text searchable with OCR\*, compress data, password protect it, and save it to a USB drive.

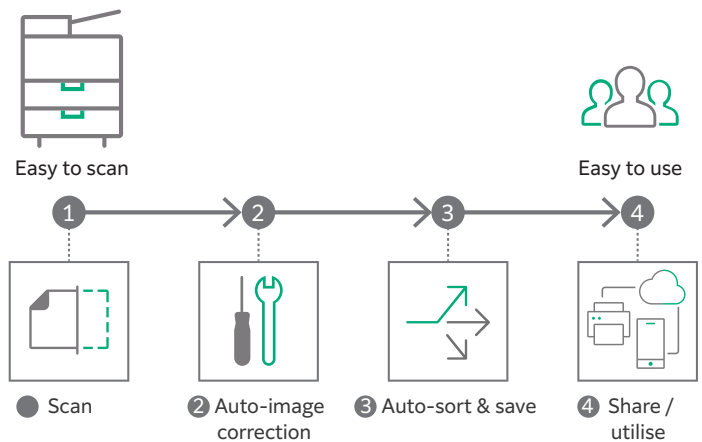
\*: Optional configuration

### Effortless document management through digitization

With Scan Delivery\*, you can easily process and store scanned images using preset buttons for each workflow or document type.

- Automate to set file format, name, OCR\*, etc
- Automatically stores scanned and processed documents in the appropriate destination
- Specify particular text in a document as the folder or file name
- 0 and other frequently mis-recognised characters can be read correctly

\*: Optional configuration.



- Scan
- 2 Auto-image correction
- 3 Auto-sort & save
- 4 Share / utilise

**QR codes and bar codes application**  
If a QR code or barcode is available on the document's header or content body, Scan Delivery will process it accordingly.

## Reliable Support System Remote Services\*

FUJIFILM Business Innovation Remote Services increase machine reliability, uptime, and productivity — making it easier for us to help you keep your business running smoothly. With remote services, we connect our support systems and tools with skilled teams all over the world, so we can provide responsive assistance when you need it most. This enables us to offer proactive solutions through robust underlying knowledge and comprehensive product understanding.

- Reduce downtime by transmitting machine data to detect and prevent problems.
- Keep your printing supplies stocked and automatically delivered, improving utilisation efficiency.
- Automatically report billing meters to save time and improve accuracy.



\*: Availability depends on location.

# Various Options Available According to Needs

## Feeding Options (Max. 10,300 sheets)\*

\*: Main unit + Chained Air Suction Feeder C1-DS-L + Chained Air Suction Feeder C1-DS-R.

### One High Capacity Feeder Configuration



High Capacity Feeder B1-S+  
Multi Sheet Inserter for  
Banner Print

Air Assist	2,000 sheets x 1 tray +250 sheets Maximum A3, 330 x 488 mm
Multifeed Detection	
Cabinet	



High Capacity Feeder C3-DS+  
Multi Sheet Inserter for  
Banner Print

Air Assist	2,000 sheets x 2 trays +250 sheets Maximum A3, 330 x 488 mm
Multifeed Detection	



Air Suction  
Feeder C1-DS

Air Suction	
Multifeed Detection	2,100 sheets x 2 trays +250 sheets Maximum A3, 330 x 488 mm



Air Suction Feeder C1-DSXL\*<sup>1</sup>+  
Banner Unit for Air Suction  
Feeder C1-DSXL

1,200 mm Long Paper* <sup>2</sup>	800 sheets + 2,100 sheets +250 sheets Maximum A3, 330 x 1,200 mm (Upper tray)
Air Suction	
Multifeed Detection	



High Capacity  
Feeder B1\*<sup>3</sup>

A4 size	2,000 sheets x 1 tray Maximum A4
---------	--

### Two High Capacity Feeder Configuration



2nd High Capacity Feeder C1-DS  
+High Capacity Feeder C3-DS  
+Multi Sheet Inserter for Banner Print

Air Assist	2,000 sheets x 2 trays x 2 units + 250 sheets Maximum A3, 330 x 488 mm
Multifeed Detection	



Chained Air Suction Feeder C1-DS-L +  
Chained Air Suction Feeder C1-DS-R

Air Suction	2,100 sheets x 2 trays x 2 units + 250 sheets Maximum A3, 330 x 488 mm
Multifeed Detection	



Chained Air Suction Feeder C1-DSXL-L\*<sup>1</sup>+  
Chained Air Suction Feeder C1-DS-R+  
Banner Unit for Air Suction Feeder C1-DSXL

1,200 mm Long Paper* <sup>2</sup>	800 sheets + 2,100 sheets + 2,100 sheets x 2 trays + 250 sheets Maximum A3, 330 x 1,200 mm (Upper tray)
Air Suction	
Multifeed Detection	

\*1: Long paper feeding is possible only at the upper tray.

\*2: During 1 Sided Printing. Up to 330 x 864 mm during Duplex Automatic Print.

\*3: Optional Multi Sheet Inserter for Banner Print is required separately. It is connected to printer directly.

## Output Options (Max. 9,000 sheets)\*

\*: High Capacity Stacker A1 + Finisher D6.



Offset  
Catch Tray  
Offset Stack



Long Catch Tray  
Long Paper Stacking



Crease / Two-sided  
Trimmer D2  
Two-Sided Trim  
Crease



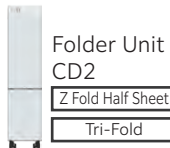
Interface Decurler  
Module D1  
Real Time Curl Correction



Inserter D1  
Cover / Sheet Insertion




High Capacity  
Stacker A1  
5,000-sheet of Offset Stacking  
Stacker Cart  
Long Paper Stacking\*<sup>1</sup>



Folder Unit  
CD2  
Z Fold Half Sheet  
Tri-Fold



Finisher D6 /  
Finisher D6 with  
Booklet Maker  
Sort / Stack  
Staple  
Punch\*<sup>1</sup>  
Saddle Staple / Single Fold\*<sup>2</sup>  
Long Paper Stacking\*<sup>1</sup>



Square Back Fold Trimmer D1  
Face Trim  
Square Back

Note: For options and trays that can hold long paper output, please check "Functions & Specifications".

\*1: Optional. \*2: For Finisher D6 with Booklet Maker.

## Print Server



Revoria Flow SC11

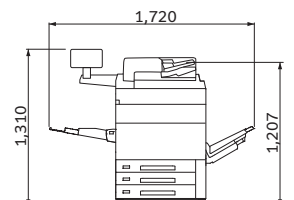
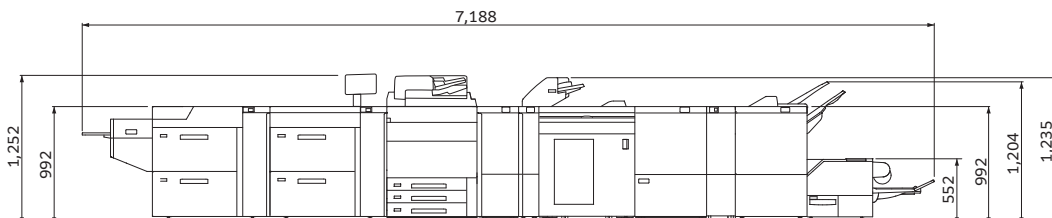


Revoria Flow SC12

A lineup of high-spec, high-performance Revoria Flow SC11 and easy-to-install and expandable Revoria Flow SC12.

## Dimensions

(Unit: mm)



Note: The dimension diagram includes the width of connectors and protrusions between the printer unit and various options.

# Revoria Press SC180 / SC170 Function & Specifications

## Basic Specifications / Print Function

Item	Description	
Type	Revoria Press SC180      Revoria Press SC170	
Colour Capability	Full Colour	
Printing Resolution	2,400 x 2,400 dpi	
Continuous Print Speed <sup>*1</sup>	A4 80 ppm	70 ppm
	A3 44 ppm	40 ppm
Paper Size <sup>**2,3</sup>	Tray 1, 2, 3 Standard size: Max A3, 11 x 17", Min A5 Custom size: 140 x 182 mm to 330 x 488 mm	
	Bypass Tray (Tray 5) Standard size: Max A3, 11 x 17", Min A6 Custom size: 98 x 148 mm to 330 x 1,200 mm <sup>*4</sup>	
Paper Weight	Tray 1, 2, 3 64 to 256 gsm	
	Bypass Tray (Tray 5) 52 to 300 gsm <sup>*5</sup>	
	Standard 550 sheets x 3-tray	
Paper Tray Capacity <sup>*5</sup>	Optional	[Multi Sheet Inserter for Banner Print]250 sheets [High Capacity Feeder B1 + Multi Sheet Inserter for Banner Print] 2,000 sheets x 1-tray + 250 sheets [High Capacity Feeder B1-S + Multi Sheet Inserter for Banner Print] 2,000 sheets x 1-tray + 250 sheets [High Capacity Feeder C3-DS + Multi Sheet Inserter for Banner Print] 2,000 sheets x 2-tray + 250 sheets [2nd High Capacity Feeder C1-DS + High Capacity Feeder C3-DS+ Multi Sheet Inserter for Banner Print] 2,000 sheets x 2-tray + 250 sheets [Air Suction Feeder C1-DS <sup>*7</sup> ] 2,100 sheets x 2-tray + 250 sheets [Air Suction Feeder C1-DSXL <sup>*7</sup> + Banner Unit for Air Suction Feeder C1-DSXL] 800 sheets <sup>*6</sup> + 2,100 sheets + 250 sheets [Chained Air Suction Feeder C1-DS <sup>*7</sup> -R + Chained Air Suction Feeder C1-DS-L] 2,100 sheets x 2-tray + 2-connection + 250 sheets [Chained Air Suction Feeder C1-DS-R + Chained Air Suction Feeder C1-DSXL <sup>*7</sup> -L + Banner Unit for Air Suction Feeder C1-DSXL] 2,100 sheets x 2-tray + 800 sheets <sup>*8</sup> + 2,100 sheets + 250 sheets
	Max	10,300 sheets (Standard + Chained Air Suction Feeder C1-DS-R + Chained Air Suction Feeder C1-DS-L)
Output Tray Capacity <sup>*6,9</sup>	500 sheets (A3)	
Power Supply	AC200-240 V +/- 10 %, 20 A, 50/60 Hz common	
Maximum Power Consumption	4.8 kW	
Dimensions <sup>*10</sup>	W 1,159 x D 831 x H 1,310 mm	
Weight <sup>*10</sup>	302 kg	

\*1: When continuously printing a single document. 52 to 220 gsm, uncoated paper. Print speed may be reduced depending on conditions of output data, on whether auto image quality adjustment is performed, on whether the job includes a mixture of paper sizes and types, and other reasons. \*2: Image loss width: Lead edge 4.0 mm, Trail edge 2.0 mm, Front 2.0 mm, Rear 2.0 mm. \*3: Multi-model Print Driver 2 and the model-specified print driver, allowing you to print directly without using a print server, are also available. When using Multi-model Print Driver 2, paper size from 148 x 210 mm to 297 x 432 mm can be handled. \*4: When the optional Multi Sheet Inserter for Banner Print is directly connected to the main unit (including when High Capacity Feeder B1 is connected). For other configurations, the length is up to 660 mm. For all configurations, Duplex Automatic Print can support up to 330 x 660 mm. \*5: Banner Printing 52 to 220 gsm. \*6: 90 gsm paper. \*7: Multi Sheet Inserter for Banner Print is included. \*8: 100 sheets for paper longer than 864 mm (90 gsm). \*9: Offset Catch Tray. \*10: Includes main unit and Large Size UI panel. Excludes output tray and external print server. With Multi Sheet Inserter for Banner Print closed.

## Scan Function

Item	Description
Type	Colour Scanner
Scan Resolution	600 x 600 dpi, 400 x 400 dpi, 300 x 300 dpi, 200 x 200 dpi
Scan Speed	Same as the Scan Speed for the Duplex Automatic Document Feeder
Scanning Method	Store to folder (TWAIN Interface support), Scan to PC, Scan to e-mail

## Copy Function

Item	Description	
Type	Revoria Press SC180      Revoria Press SC170	
Scan Resolution	600 x 600 dpi	
Printing Resolution	2,400 x 2,400 dpi (Text-Photo / Photo), 600 x 600 dpi (Text / Map)	
Paper Size*	Standard size: Max A3, Min A6 Custom size: 98 x 148 mm to 330 x 488 mm	
First Copy Output Time	B/W: 5.2 sec. (A4 / Monochrome priority mode) Colour: 9.0 sec. (A4 / Colour priority mode)	B/W: 5.3 sec. (A4 / Monochrome priority mode) Colour: 9.1 sec. (A4 / Colour priority mode)

\*: Image loss width: Lead edge 4.0 mm, Trail edge 2.0 mm, Front 2.0 mm, Rear 2.0 mm.

## Duplex Automatic Document Feeder

Item	Description	
Type	Revoria Press SC180      Revoria Press SC170	
Original Size / Paper Weight	Max: A3, 11 x 17", Min: A6 <sup>*1</sup> 38 to 200 gsm (In Duplex: 50 to 200 gsm)	
Capacity <sup>*2</sup>	250 sheets	
Scan Speed <sup>*3</sup>	Copy (A4 Simplex)	B/W: 80 ppm Colour: 80 ppm
	Scan	B/W: 135 ppm, Colour: 135 ppm (1 pass, 2 sided scanning: B/W: 270 ppm, Colour: 270 ppm) (Standard Document (A4), 200 dpi, to Folder,)

\*1: The minimum custom size is 84.0 x 139.7 mm. \*2: 80 gsm paper. \*3: The scanning speed varies depending on the documents.

## Offset Catch Tray / Long Catch Tray (Optional)

Item	Description	
Type	Offset Catch Tray      Long Catch Tray	
Paper Size	Standard size: Max A3, 11 x 17", Min A6 Custom size: 98 x 148 mm to 330 x 660 mm <sup>*1</sup>	Standard size: Max A3, 11 x 17", Min A6 Custom size: 98 x 148 mm to 330 x 1,200 mm <sup>*2</sup>
Paper Weight	52 to 400 gsm	
Paper Capacity <sup>*3</sup>	500 sheets	300 sheets (Paper length up to 488 mm) 100 sheets (Paper length above 488 to 864 mm) 10 sheets (Paper length above 864 to 1,200 mm)
Dimensions	W 406 x D 393 x H 184 mm	W 512 x D 396 x H 308 mm <sup>*4</sup>
Weight	6 kg	4 kg <sup>*5</sup>

\*1: Paper capacity is guaranteed up to 488 mm. \*2: When Long Paper Extension Kit is not installed, the capacity is guaranteed up to 660 mm. \*3: 90 gsm paper. \*4: When Long Paper Extension Kit is installed, W 941 x D 396 x H 495 mm. \*5: When Long Paper Extension Kit is installed, 5 kg.

## Print Server [Revoria Flow SC11 / SC12]

Item	Description	
Type	Revoria Flow SC11      Revoria Flow SC12 <sup>*1,*2</sup>	
CPU	External	
Storage device	Hard disk: 4 TB (System), SSD: 2 TB, DVD Multi drive	Hard disk: 1 TB (System), SSD(optional): 2 TB, DVD Multi drive
Memory capacity	32 GB (Max: 32 GB)	
Server Operation System	Windows 10 IoT Enterprise LTSC 2021(64 bit)	
Page Description Language	Adobe® PostScript® 3™, PDF/VT-1, PDF/VT-2, PPM, VIPP <sup>*3</sup>	Adobe® PostScript® 3™, PDF/VT-1, PDF/VT-2, PPM
Print Data Format	PS, PDF1.7, PDF/X-1a, PDF/X-3, PDF/X-4, PDF/X-5, EPS, TIFF, JPEG	
Supported Operating System <sup>*4</sup>	Windows 11 (64 bit), Windows 10 (32 bit / 64 bit), Windows Server 2022 (64 bit), Windows Server 2019 (64 bit), Windows Server 2016 (64 bit), Windows Server 2012 R2 (64 bit), Windows Server 2012 (64 bit) macOS 13 / 12 / 11 / 10.15 / 10.14 / 10.13	
Interface	Ethernet 100BASE-T / 100BASE-TX / 10BASE-T x 2 USB3.1 Gen1 x 2 (front side), USB3.1 Gen 2 x 4 (back side)	
Network Protocol	TCP/IP (pd / FTP / SMB / HTTP / IPP <sup>*5</sup> )      TCP/IP (pd / FTP / SMB / HTTP)	
Power Supply	AC100-240 V +/- 10 %, 3.6 A (100 V) / 1.5 A (240 V), 50/60 Hz common	
Maximum Power Consumption	0.4 kW	
Dimensions <sup>*6</sup>	W 170 x D 403 x H 358 mm	
Weight <sup>*6</sup>	8.9 kg	

Note: The Print Servers are available for Revoria Press SC180 and Revoria Press SC170. \*1: Optional memory is required for duplex printing longer than 660 mm paper. \*2: Optional memory is required for printing longer than 660 mm at 1,200 x 1,200 dpi. \*3: Used with optional software Xerox FreeFlow VI Compose. \*4: Please refer to our official website for the latest supported OS. \*5: Used to work with Xerox FreeFlow Digital Workflow Collection. \*6: Print Server only. Excludes Monitor, mouse and keyboard.

## High Capacity Feeder B1 (Optional)

Item	Description
Paper Size	Max A4, Letter, Min JIS B5
Paper Weight	64 to 220 gsm
Feeding Capacity / Number of Tray <sup>*7</sup>	2,000 sheets x 1-tray
Dimensions	W 389 x D 610 x H 377 mm
Weight	29 kg

Note: Optional Multi Sheet Inserter for Banner Print is required. It is connected to printer directly. \*: 90 gsm paper.

## High Capacity Feeder B1-S (Optional)

Item	Description
Paper Size <sup>*1</sup>	High Capacity Feeder Standard size: Max A3, 11 x 17", Min A6 Custom size: 100 x 148 mm to 330 x 488 mm
	Bypass Tray (Optional) Standard size: Max A3, 11 x 17", Min A6 Custom size: 100 x 148 mm to 330 x 660 mm
Paper Weight	High Capacity Feeder 52 to 300 gsm
	Bypass Tray (Optional) 52 to 350 gsm <sup>*2</sup>
Feeding Capacity / Number of Tray <sup>*3</sup>	High Capacity Feeder 2,000 sheets x 1-tray
	Bypass Tray (Optional) 250 sheets
Power Supply	AC100-120 V +/- 10 %, 2.5 A, AC220-240 V +/- 10 %, 1.5 A, 50/60 Hz common
Maximum Power Consumption	360 W
Dimensions	W 988 x D 762 x H 992 mm
Weight <sup>*4</sup>	190 kg

Note: Optional Multi Sheet Inserter for Banner Print is required. \*1: When setting main scanning 100 to 182 mm paper, Post Card Kit is required. \*2: 82 to 220 gsm for paper longer than 488 mm. \*3: 90 gsm paper. \*4: Including Multi Sheet Inserter for Banner Print and Large Size UI panel.

## High Capacity Feeder C3-DS (Optional)

Item	Description
Paper Size <sup>*1</sup>	High Capacity Feeder Standard size: Max A3, 11 x 17", Min A6 Custom size: 98 x 148 mm to 330 x 488 mm
	Bypass Tray (Optional) Standard size: Max A3, 11 x 17", Min A6 Custom size: 100 x 148 mm to 330 x 660 mm
Paper Weight	High Capacity Feeder 52 to 350 gsm
	Bypass Tray (Optional) 52 to 350 gsm <sup>*2</sup>
Feeding Capacity / Number of Tray <sup>*3</sup>	High Capacity Feeder 2,000 sheets x 2-tray
	Bypass Tray (Optional) 250 sheets
Power Supply	AC100-120 V +/- 10 %, 6 A, AC220-240 V +/- 10 %, 4 A, 50/60 Hz common
Maximum Power Consumption	880 W
Dimensions	W 988 x D 762 x H 992 mm
Weight <sup>*4</sup>	236 kg

Note: Optional Multi Sheet Inserter for Banner Print is required. Note: When High Capacity Feeder C3-DS is connected to 2nd High Capacity Feeder C1-DS, the optional Multi Sheet Inserter for Banner Print attached to the left module. \*1: When setting main scanning 98 to 182 mm paper, Post Card Kit 2 is required. \*2: 82 to 220 gsm for paper longer than 488 mm. \*3: 90 gsm paper. \*4: Including Multi Sheet Inserter for Banner Print and Large Size UI panel.

## Air Suction Feeder C1-DS / C1-DSXL (Optional)

Item	Air Suction Feeder	
	C1-DS	C1-DSXL
Paper Size <sup>*1</sup>	High Capacity Feeder Standard size: Max A3, 11 x 17", Min A6 Custom size: 98 x 148 mm to 330 x 488 mm	Standard size: Max A3, 11 x 17", Min A6 Custom size: 210 x 210 mm to 330 x 1,200 mm <sup>*2</sup> (Upper tray) 98 x 148 mm to 330 x 488 mm (Lower tray)
	Bypass Tray Standard size: Max A3, 11 x 17", Min A6 Custom size: 98 x 146 mm to 330 x 660 mm	
Paper Weight	High Capacity Feeder 52 to 400 gsm	52 to 400 gsm <sup>*3</sup>
	Bypass Tray 52 to 350 gsm <sup>*4</sup>	
Feeding Capacity / Number of Tray <sup>*5</sup>	High Capacity Feeder 2,100 sheets x 2-tray	800 sheets <sup>*6</sup> + 2,100 sheets
	Bypass Tray 250 sheets	
Power Supply	AC100-120 V +/- 10 %, 6 A, AC220-240 V +/- 10 %, 4 A, 50/60 Hz common	
Maximum Power Consumption	880 W	
Dimensions	W 988 x D 762 x H 992 mm	W 1,580 x D 762 x H 992 mm
Weight <sup>*7</sup>	198 kg	217 kg

Note: Multi Sheet Inserter for Banner Print is included. Note: Air Suction Feeder C1-DSXL can feed long paper only from the Upper tray. \*1: When setting main scanning 98 to 182 mm paper, Post Card Kit for Air Suction Feeder is required. \*2: Duplex Automatic Print supports paper size up to 330 x 864 mm. \*3: For long paper from 330 x 488 mm to 330 x 660 mm: 52 to 350 gsm; for paper up to 330 x 864 mm: 52 to 300 gsm; for paper up to 330 x 1,200 mm: 52 to 256 gsm. Duplex Automatic Print supports paper weight up to 220 gsm. \*4: 52 to 220 gsm for paper longer than 488 mm. \*5: 90 gsm paper. \*6: 100 sheets for paper longer than 864 mm (90 gsm). \*7: Including Multi Sheet Inserter for Banner Print and Large Size UI panel.



# Revoria Press SC180 / SC170 Function & Specifications

## Finisher D6 / Finisher D6 with Booklet Maker (Optional)

Item	Description	
	Finisher D6	Finisher D6 with Booklet Maker
Type	Output Tray	Sort / Stack
	Finishing Tray	Sort (Offset available) / Stack (Offset available)
	Booklet Tray	– / Sort / Stack
Paper Size	Output Tray	Standard size: Max A3, 11x17", Min A6 Custom size: 98 x 148 mm to 330 x 1,200 mm <sup>1</sup>
	Finishing Tray	Standard size: Max A3, 11x17", Min A5 Custom size: 148 x 148 mm to 330 x 488 mm
Paper Weight	Output Tray	52 to 400 gsm
	Finishing Tray	52 to 350 gsm
Paper Capacity <sup>2</sup>	Output Tray <sup>1</sup>	500 sheets (A4)
	Finishing Tray	[Without Stapling] A4: 3,000 sheets JIS B4 or larger: 1,500 sheets Mixed Size Stacking <sup>3</sup> : 350 sheets
		[With Stapling] A4: 200 sets or 3,000 sheets JIS B4 or larger: 100 sets or 1,500 sheets
		[Without Stapling] A4: 2,000 sheets JIS B4 or larger: 1,500 sheets Mixed Size Stacking <sup>3</sup> : 350 sheets [With Stapling] A4: 200 sets or 2,000 sheets JIS B4 or larger: 100 sets or 1,500 sheets
Booklet Tray	– / 20 sets <sup>4</sup>	
Staple	Capacity	100 sheets (90 gsm or less) <sup>5</sup>
	Paper Size <sup>6</sup>	Standard size: Max A3, 11 x 17", Min A5 Custom size: 182 x 148 mm to 297 x 432 mm
	Paper Weight	52 to 350 gsm
Punch <sup>7</sup>	Position	Single stapling, Dual stapling, 4 stapling
	Number of Holes	2-hole / 4-hole punch or 2-hole / 3-hole punch (US Specifications)
	Paper Size <sup>8</sup>	Standard size: Max A3, 11 x 17", Min JIS B5 (2-hole punch, 3-hole punch), A4 (4-hole punch) Custom size: 203 x 182 mm to 297 x 431 mm
Booklet Finishing	Paper Weight	52 to 220 gsm
	Capacity <sup>9</sup>	– / Saddle Staple: 30 sheets (90 gsm or less) Single Fold: 5 sheets (220 gsm or less)
	Paper Size	– / Standard size: Max A3, Min JIS B5 Custom size: 182 x 257 mm to 330 x 488 mm
Power Supply	AC100-240 V +/- 10%, 3 A (100 V) / 1.5 A (240 V), 50/60 Hz common	
Maximum Power Consumption	360 W	
Dimensions	W 855 x D 725 x H 1,204 mm	W 892 x D 725 x H 1,204 mm
	When Folder Unit CD2 is installed: W 1,092 x D 725 x H 1,204 mm	When Folder Unit CD2 is installed: W 1,129 x D 725 x H 1,204 mm
Weight	87 kg	107 kg
	When Folder Unit CD2 is installed: 142 kg	When Folder Unit CD2 is installed: 162 kg

Note: Interface Decurler Module D1 is required. \*1: For paper longer than 330 x 488 mm, the capacity is not guaranteed. When the optional Banner Print Extension Kit is installed, 150 sheets of long paper up to 330 x 660 mm; 100 sheets of long paper up to 330 x 864 mm; 10 sheets of long paper up to 330 x 1,200 mm can be stacked. \*2: 82 gsm paper. \*3: When larger size sheets are stacked on top of smaller size sheets. \*4: When 16 sheets/set. \*5: 65 sheets for sizes exceeding A4. \*6: Available staple positions vary depending on the paper size. \*7: Optional. \*8: Available number of punch holes varies depending on the paper size. \*9: The maximum number of sheets varies depending on the paper weight. Booklet may not be tightly closed depending on the size or type of the paper.

## Folder Unit CD2 (Optional)

Item	Description	
Z Fold Half Sheet	Paper Size	A3, 11 x 17", JIS B4
	Paper Weight	60 to 90 gsm
Tri-fold	Paper Size	A4, Letter
	Paper Weight	60 to 90 gsm
Paper Capacity <sup>1</sup>	30 sheets	
Power Supply	AC100-240 V +/- 10%, 1 A (100 V) / 0.5 A (240 V), 50/60 Hz common	
Maximum Power Consumption	120 W	
Dimensions	W 232 x D 725 x H 992 mm	
Weight	55 kg	

Note: Finisher D6, or Finisher D6 with Booklet Maker is required. Note: Power supply separate from the Main Unit is required. \*: 82 gsm paper.

## Inserter D1 (Optional)

Item	Description
Paper Size	Standard size: Max A3, 11 x 17", Min A5 Custom size: 182 x 148 mm to 330 x 488 mm
	Paper Weight
Paper Capacity <sup>1</sup>	250 sheets
Power Supply	Supplied from Interface Decurler Module D1
Dimensions	W 700 <sup>2</sup> x D 725 x H 1,235 mm
Weight	45 kg

Note: Finisher D6, Finisher D6 with Booklet Maker or High Capacity Stacker A1 is required. \*1: 82 gsm paper. \*2: The width of the paper transfer part only when connected to the device is 165 mm.

## Interface Decurler Module D1 (Optional)

Item	Description
Power Supply	AC100-240 V +/- 10%, 2.5 A (100 V) / 1 A (240 V), 50/60 Hz common
Maximum Power Consumption	250 W
Dimensions	W 340 x D 725 x H 992 mm
Weight	40 kg

Note: Interface Decurler Module D1 is necessary for connecting Finisher D6, Finisher D6 with Booklet Maker or High Capacity Stacker A1 to the printer.

## Square Back Fold Trimmer D1 (Optional)

Item	Description	
Paper Size	Same as the paper size of the Finisher D6 Booklet Finishing.	
Paper Weight	Same as the paper weight of the Finisher D6 Booklet Finishing.	
Booklet Tray Capacity <sup>1</sup>	20 sets (15 sheets bind and below), 15 sets (16 sheets bind and above)	
Face Trim	Capacity <sup>2</sup>	Saddle Staple: 30 sheets, Single Fold: 5 sheets
	Trim dimensions	2 to 20 mm
Square Back Capacity <sup>2,3</sup>	30 sheets	
Power Supply	AC100-240 V +/- 10%, 1.0 A (100 V) / 0.6 A (240 V), 50/60 Hz common	
Maximum Power Consumption	144 W	
Dimensions	W 1,066 x D 725 x H 552 mm	
Weight	100 kg	

Note: Finisher D6 with Booklet Maker is required. \*1: Paper may not be accepted depending on paper type and other usage conditions. \*2: The capacity can decrease depending on type and weight of paper being used and other conditions. \*3: Square back finishing is not supported for single-folding and saddle stapling of less than 5 sheets.

## Crease / Two-sided Trimmer D2 (Optional)

Item	Description	
Two-sided Trim	Paper Size	Standard size: Max A3, 11 x 17", Min A4, Letter Custom size: 194 x 210 mm to 330 x 488 mm
	Paper Weight	52 to 350 gsm
	Trim dimensions	One side: 6 to 25 mm
Crease	Paper Size	Standard size: Max A3, 11 x 17", Min JIS B5 Custom size: 182 x 210 mm to 330 x 488 mm
	Paper Weight <sup>1</sup>	52 to 350 gsm
Number of lines <sup>2</sup>	1 to 5	
Power Supply	AC100-240 V +/- 10%, 4 A (100 V) / 2 A (240 V), 50/60 Hz common	
Maximum Power Consumption	480 W	
Dimensions	W 605 x D 725 x H 992 mm	
Weight	128 kg	

Note: Finisher D6, or Finisher D6 with Booklet Maker is required. \*1: When using the booklet finishing, 157 gsm or more is supported for single sheet. \*2: The continuous print speed will decrease significantly as the number of lines increases.

## High Capacity Stacker A1 (Optional)

Item	Description	
Paper Capacity <sup>1</sup>	Output Tray <sup>2</sup>	500 sheets <sup>3</sup>
	High Capacity Stacker – Stacker Cart	5,000 sheets
Paper Size	Output Tray	Standard size: Max A3, 11 x 17", Min A6 Custom size: 98 x 148 mm to 330 x 1,200 mm
	High Capacity Stacker – Stacker Cart	Standard size: Max A3, 11 x 17", Min JIS B5 Custom size: 203 x 182 mm to 330 x 488 mm
Paper Weight	Output Tray	52 to 400 gsm
	High Capacity Stacker – Stacker Cart	52 to 300 gsm
Power Supply	AC100-240 V +/- 10%, 1.5 A (100 V) / 0.8 A (240 V), 50/60 Hz common	
Maximum Power Consumption	192 W	
Dimensions	W 800 x D 725 x H 1,042 mm	
Weight <sup>4</sup>	155 kg	

Note: Interface Decurler Module D1 is required. \*1: 80 gsm paper. \*2: For paper longer than 330 x 488 mm, the capacity is not guaranteed. When the optional Banner Print Extension Kit is installed, 100 sheets of long paper up to 330 x 864 mm; 10 sheets of long paper up to 330 x 1,200 mm can be stacked. \*3: When the optional Banner Print Extension Kit is installed, 250 sheets. \*4: Including Stacker Cart.

### Notes

- To comply with paper weight specifications, it is recommended to use our recommended paper. Document may not be printed correctly depending on usage conditions.
- Functional spare parts will be available for at least 7 years after the product is no longer manufactured.



Adobe PostScript Adobe PDF Print Engine

# FUJIFILM

Branch of FUJIFILM Business Innovation Asia Pacific Pte. Ltd. (Cambodia Branch)

No. 321, City Tower 5th Floor, Room 5B, Mao Tse Toung Blvd, Phsar Depo 1, Khan Toul Kork, Phnom Penh, Cambodia

Tel. +855-0-2396-4501 Fax. +855-0-2396-4505

[fujifilm.com/fbca](http://fujifilm.com/fbca)

The available model varies depending on the country/region. Please ask the sales representatives for details.

The product specifications, appearance and other details in this brochure are subject to change without notice for improvements.

**Reproduction Prohibitions** Please note that reproduction of the following is prohibited by law: •Domestic and foreign currencies, government-issued securities, and national bonds and local bond certificates. •Unused postage stamps, post cards, etc. •Certificate stamps stipulated by law. •Reproducing works forming the subject matter of copyright (literary works, musical works, paintings, engravings, maps, cinematographic works, drawings, photographic works, etc.) is not permitted unless the reproduction is for the purpose of personal use, family use or other similar uses within a limited circle.

**Trademarks** •FUJIFILM and FUJIFILM logo are registered trademarks or trademarks of FUJIFILM Corporation. •Revoria, Revoria logo, Revoria Press and Revoria Flow are registered trademarks or trademarks of FUJIFILM Business Innovation Corp. •macOS and Bonjour are trademarks of Apple Inc., registered in the U.S. and other countries and regions. •Adobe, Adobe logo, PostScript and PostScript logo, Adobe PDF, Adobe PDF Print Engine are either registered trademarks or trademarks of Adobe in the United States and/or other countries. •Windows, Windows Server and Active Directory are registered trademarks of Microsoft Corporation. •All product names and company names mentioned in this brochure are trademarks or registered trademarks of their respective companies.



### For Your Safety

Before using the product, read the Instruction Manual carefully for proper use. Use the product with the power source and voltage specified. Be sure to establish ground connection. Otherwise, electronic shock may result in the case of a failure or short circuit.

The information is as of May, 2023. PIC-0223 CA (2304-19)